

**BIG BROWN BEAVER'S
BEAVER PARENT INFORMATION
HANDBOOK**

OR

**EVERYTHING A BEAVER
PARENT NEEDS TO KNOW**

AS TOLD BY BIG BROWN BEAVER



**BY THE WAY ... WELCOME TO
OUR COLONY!**

This page intentionally left blank

Dear Beaver Parents:

Thank you for choosing the Scouts Canada Beaver Program for your child. If you are new to Beavers, I hope you have a wonderful time. If you are returning, or coming from another Colony, I hope this year is better than last!

It is very important for you to read through the entire handbook. Its purpose is to introduce you to what Beavers are to Scouting, what the goals and ambitions are, and to make sure you are aware of what is required of a Beaver parent. This document is tailored to be specific to the 60th Charleswood Legion Beaver Colony.

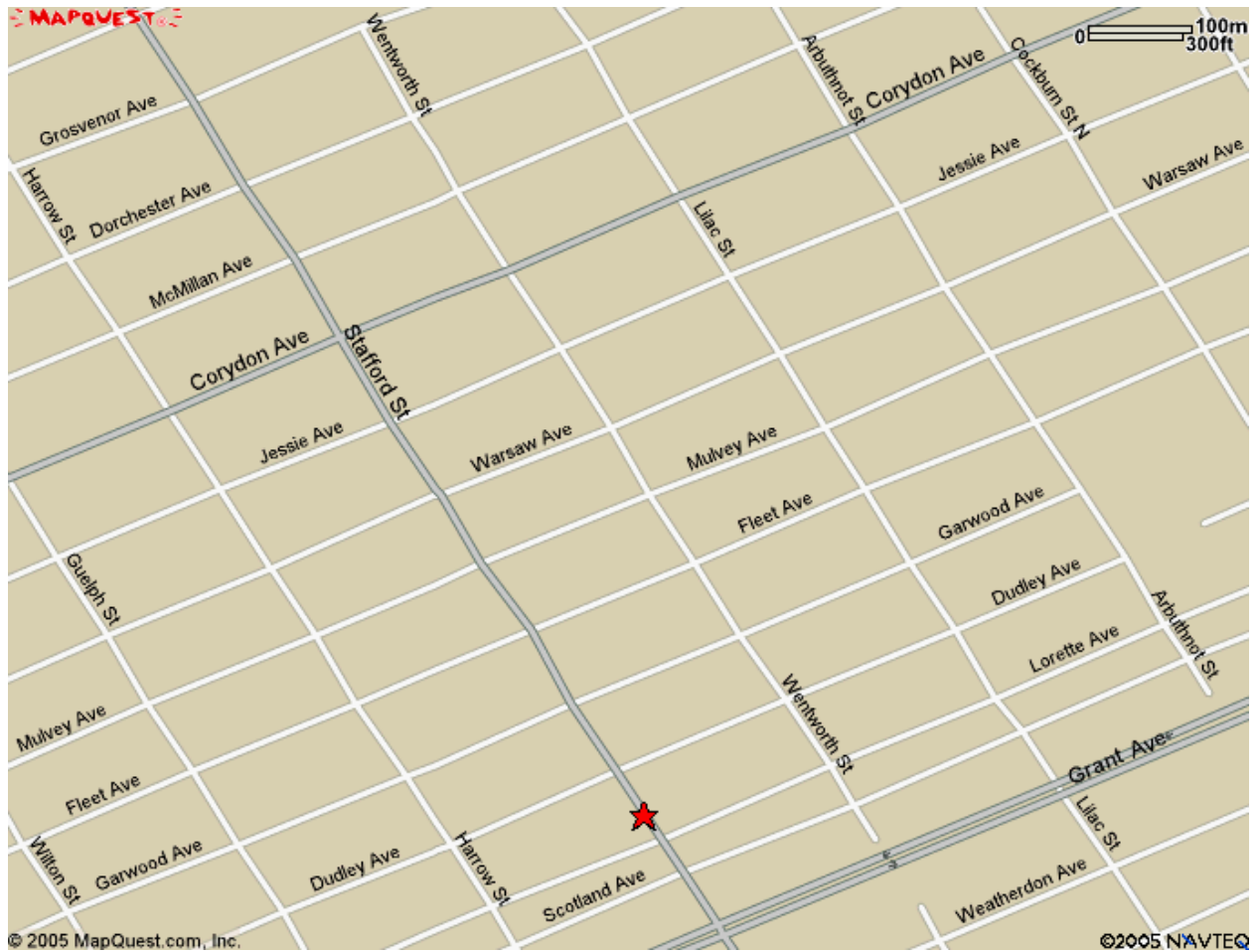
SCOUTING IS A FAMILY BASED ORGANIZATION. At no level is this more true than at Beavers. Family support cannot be stressed enough. It is also important that you feel comfortable in knowing that your views are important to us, too. Teamwork is one of the cornerstones of Beavers, so please feel free to volunteer your time and/or ideas, or even your comments to the Leadership team.

That said and out of the way, let's carry on with this information booklet ...

Yours in Scouting,



Big Brown Beaver



Winnipeg Scout Shop:

Address: 395 Stafford Street
Phone: 786-6661

Hours change seasonally;
Please call Scout Shop for
more details.



TABLE OF CONTENTS

SECTION	PAGE
Introduction/Letter of Welcome	i
Table of Contents	iii
About Scouts Canada	1
Background of Beavers	1
Promise, Law & Motto	2
At the Meeting	4
Beaver Terminology	5
What Does Your Beaver Need?	6
Uniform	7
The Weekly Meeting	7
Ceremonies	9
How Scouts Canada "Selects" Leaders	11
Why Volunteer?	11
Oh, No! Discipline!	12
Appendices:	
Sleep Over Kit List	Appendix 1
Craft Supply List	Appendix 2
Group Information Form	Appendix 3



This page intentionally left blank



ABOUT SCOUTING AND SCOUTS CANADA



Scouting, the largest youth organization in the world, has over 25 million members in some 216 countries.

Scouts Canada offers Scouting programs in Canada to over 150,000 young people, supported by 50,000 caring and dedicated volunteers. Scouts Canada offers seven fun and adventurous programs to young people:

- Beavers: 5-7 years old**
- Wolf Cubs: 8-10 years old**
- Scouts: 11-14 years old**
- Venturers: 14-17 years old**
- Rovers: 18-26 years old**
- SCOUTSabout**
- Extreme Adventure**

Scouts Canada's **MISSION** applies to all of our programs:

"The mission of Scouting is to contribute to the education of young people, through a value system based on the Scout Promise and Law, to help build a better world where people are self-fulfilled as individuals and play a constructive role in society."

Scouting is based on three broad **PRINCIPLES**, which represent its fundamental beliefs:

Duty to God: This is defined as: "adherence to spiritual principles, loyalty to the religion that expresses them and acceptance of the duties resulting there from."

Duty to Others: This is defined as: "loyalty to one's country in harmony with the promotion of local, national and international peace, understanding and cooperation", and, "participation in the development of society, with recognition and respect for the dignity of one's fellow-being and for the integrity of the natural world."

Duty to Self: This is defined as: "responsibility for the development of oneself." This is in harmony with the educational purpose of the Scout Movement whose aim is to assist young people in the full development of their potentials.

BACKGROUND OF BEAVERS

Beavers started in Winnipeg, Manitoba, and the program was approved by the National Council as a three-year experiment in May, 1972. It became an overnight success prompting Scouts Canada to adopt it as an official program in 1974. Since that time, many other countries have modeled similar programs after our Beaver program. Thanks to Beavers and similar programs in other countries, youth throughout the world are able to join Scouting at a much earlier age.

The Beaver Program stems from the book **FRIENDS OF THE FOREST**, written specifically for Beavers. The book describes how the Jones family have "come to live in the clearing along the river bank" and how they quickly become aware of their new neighbours, a colony of beavers that also live along the river bank. The story illustrates how the beaver colony observes the Jones family, giving them names and then eventually how the beavers meet



the members of the Jones family: Mom, dad and their three children. The story is the background resource which provides the terminology, setting, theme and program material for operating a Beaver Colony.

- UNIT NAME:** Colony
- UNIT AGE:** 5-7 years
- MEETINGS:** 1 hour weekly, Wednesday evening
- ACTIVITY CENTRE:** Beaumont Elementary School, gymnasium
- ACTIVITY GROUPS:** As a Colony, small mixed groups called Lodges, and by ages (or tail colour)
- MAJOR FOCUS:** Sharing, cooperation, non-competitiveness, teamwork, community involvement
- ACTIVITIES:** Learn about nature, playing together, being creative through crafts, songs, stories, outdoor exploration, cooperation games, and spiritual fellowship
- LEADERSHIP TEAM:** A team of grown-ups, and sometimes a Keeo (a second year Cub), activity leaders or leaders in training (usually Ventures). Beavers have a chance to offer program ideas.

Parents, you can help your children learn the Beaver Law, Promise and Motto, and even help them learn what to do at the opening and closing ceremonies. (Everything you need to help your young Beaver is included in this Parents' Guide.)

BEAVER LAW:

A Beaver has fun, works hard and helps his family and friends

BEAVER PROMISE:

I promise to love God and to help take care of the world

BEAVER MOTTO:

Sharing, Sharing, Sharing

In Beavering, sharing is the major focus upon which all activities are based. Scouts Canada believes the best way to teach young children and give them a chance to begin growing towards a fully responsible adulthood is to provide a program in which they can try and experience encouragement and caring in an atmosphere of cooperation and non-competitiveness.

This type of programming builds self-confidence and feelings of self-worth. Through this, Beavers develop a sense of respect and caring for others because they do not have to meet the added pressure of competition. They do not need to win status and advancement through badge schemes and similar incentives. They do not have to strive to meet specific goals. Competition and advancement schemes are more appropriately introduced in older sections and children grow older and build a strong sense of confidence, self-worth and experience.



IN BEAVERS IT IS MORE IMPORTANT TO:

- ☺ Try than to achieve
- ☺ Experience than to win
- ☺ Share than to keep
- ☺ Learn to work and play with others rather than to pit themselves against each other

Each section in the Scouting Program emphasizes meeting the Principles and Mission at a level appropriate to the age range and capabilities of the members in the section. In Beavers, the Program Goals have been purposely selected to correspond with accepted early childhood education and development guidelines. Together, the programs for all sections lead towards the development of the whole person and an in-depth appreciation of and commitment to the Principles and Mission of Scouting.

IN THE BEAVER PROGRAM, EMPHASIS IS PLACED ON ACTIVITIES WHICH ENCOURAGE BEAVERS TO:

- ☺ Find examples of God's love for them and the world
- ☺ Express themselves
- ☺ Be healthy, and have good feelings about themselves
- ☺ Develop a sense of belonging and sharing in small group activities
- ☺ Appreciate nature

IN BEAVERING, THE PRINCIPLES, MISSION AND GOALS ARE ACHIEVED THROUGH THE USE OF A PROGRAM OF UNDERSTANDING, SUPPORTIVE FUN, AND ACTIVITIES BUILT AROUND SEVEN ELEMENTS:

- ☺ Games
- ☺ Crafts
- ☺ Music
- ☺ Storytelling
- ☺ Playacting
- ☺ Spiritual Fellowship
- ☺ Outdoors



GAMES

Beavering uses a wide variety of both quiet and active cooperative games to provide fun and an energy outlet while helping children to learn the basics of getting along with others.

CRAFTS, MUSIC, STORYTELLING, PLAYACTING

As was said before, one of the primary goals is the encouragement of self-expression. Beavers provides a place for a young child to learn more about him/herself. Through dramatic activities the child can try on the new roles and identities so important to social development. Crafts enable the child to express him/herself through the use of a variety of materials. Through craft the child experiences the pleasure of creating a piece of artwork, and the good feelings which result when others admire and encourage his/her production. Also, few activities bring a group as close together as some verses of their favourite song, or an exciting story told by a good storyteller. In the Scouting Program, these are also used to pass on some of our traditions to the members.





OUTDOORS

To be able to "Take Care of the World" a Beaver must be exposed to and learn more about the natural wonders which separate many children from nature's mysteries. Adults can stimulate their interest with hands-on experience. Through Beavering, children can come to know and appreciate the beauty and fragile nature of the open space, forest streams, ponds and wildlife ecosystems in our world.

We can expose Beavers to the facts about nature by telling stories and legends or showing wildlife films. But the impact is far greater when we give them opportunities and guidance to experience outdoor activities such as hikes, picnics, visits to conservation areas and the like.

SPIRITUAL FELLOWSHIP



The Beaver Program works toward the same ideals as the other Scouting Programs. All seek to help young people become well-rounded citizens. Scouting is a worldwide fellowship based on the belief in adherence to spiritual principles and human dignity. The basis of spiritual fellowship in Beavers is showing children how they can relate to their spiritual principles by the way they treat other people and nature.

This concept is fundamental to the Beaver Promise and Law. Helping others by doing something useful for them is easy for young Beavers to understand. Beaver Leaders try to encourage thoughtfulness towards other members of the Lodge and Colony, brothers and sisters, parents and friends, and people at school or in the community.

The Beaver Motto, "*Sharing, Sharing, Sharing*", encourages Beavers to share themselves, their abilities, their efforts and their joy with others. When Leaders set a personal example of honesty, fairness, trust and supportiveness, it provides active examples of how we all try to live up to our own spiritual principles of caring for others.

AT THE MEETING

Once into the Colony, your child will be assigned to a Lodge. These Lodges will be made up of Beavers of different ages. Lodges are useful for some activities, like crafts and individual discussions, or at times during the meeting when Beavers would benefit from more individual attention. There are usually about six Beavers to a Lodge, depending on the size of the Colony. These Lodges may not be permanent assignments. Depending on the size of the Colony, they may be changed periodically throughout the year so as to enable each child to have a chance to work with different groups of children, or to arrange the youth into better working groups. Each Lodge will have a Leader that works with it on any particular night. Leaders will also be moved around in order to enable them to get a chance to work with all the youth. Lodges provide a secure home base, especially for the younger members of the Colony. Five year olds sometimes find being one of twenty Beavers rather overwhelming at first.



Next your child will be assigned a tail group. Each fall the Beavers receive their tails. Each tail colour represents a different age group:

- ☺ Brown – five year old Beavers
- ☺ Blue – six year old Beavers
- ☺ White – seven year old Beavers (just prior to swim-up, this is changed for a "Magic Light" tail to symbolize their advancement out of the Colony)



The colours brown and blue symbolize nature; brown for the earth and the beaver's fur coat, and blue for the clear sky and fresh sparkling water. White is the colour of the moon and stars. They give us light to help us find our way through the darkness of the night and symbolize distant goals, seemingly far away but attainable.

Tail colour enables the Leaders to pick out the older and younger members of the colony. This comes in handy when planning activities around the different age groups. The older Beavers are expected to show their younger counterparts how different parts of the organization work. Also, our white tails will be given extra responsibilities over the course of the year in preparation to their up-coming swim-up to Cubs.

To finish off this introduction and explanation of the Beaver Program, I would like to refer you to the story "Friends of the Forest". This is the story in which Beavers came up with the terminology, setting, theme and program material for our operation. We have a couple copies of it, which you may sign out. It can also be bought at the Scout Shop.

BEAVER TERMINOLOGY

When you visit your child's Beaver Colony or talk to him/her about Beavers, you'll need to understand "**Beaver lingo**". To help you out, I've listed some of the names typically assigned to the leaders (taken from the characters in Friends of the Forest), and other terms used, along with an explanation of who or what is being referred to.

FRIENDS OF THE FOREST NAMES USED BY OUR COLONY:

- Bubbles** - the person having so much fun splashing her feet in the water
- Hawkeye** - the tall person that first noticed the beavers in the pond
- Malak** - the wise owl
- Rainbow** - the one who wore clothes of many colours
- Ringtail** - the Raccoon who is always playing
- Rusty** - child whose hair was the colour of a red fox
- Sunshine** - the person with sparkling eyes and whose smile made people feel warm and good inside
- Tic Tac** - the squirrel

OTHER NAMES IN USE/PREVIOUSLY USED BY OUR COLONY:

- Amik** - Ojibwa word for Beaver

OTHER TERMS FREQUENTLY USED:

Beaver Sign - Leader's arm straight up with hand forming Beaver salute (index and middle fingers, bent at both knuckles, to represent Beaver "Teeth"). This signals Beavers to stop everything they are doing and pay attention to the Leader.

Beaver Salute - Special sign of greeting, made with bent fingers. It represents the two front teeth of a beaver.

Big Brown Beaver - A large beaver mascot used in ceremonies.

Bit - an unofficial (not registered), usually younger sibling of a registered youth, member of the Colony; must be accompanied by a parent.



Chopping Position - Squatting down with elbows on knees, and both hands making a Beaver salute.

Dam Formation - Circle formation used for organizing Beavers.

Grand Tail Slap - Sit cross-legged on the floor, raise the right hand above the head and bring it down to slap the floor in front of you.

Investiture - The ceremony in which a KIT is invested (receives the Group neckerchief and appropriate badges) and becomes an Eager Beaver.

Keeo - Keeo is a Wolf Cub who works in a Colony to serve as a link between the Beaver and Wolf Cub sections and to strengthen communications between Beavers and the adult leadership team. Keeo is also a member of the Beaver Colony leadership team.

Kit - In nature, a growing beaver. In the program, a Beaver who has not yet been invested.

Lodge - Lodges are smaller working groups of five or six Beavers and a leader. Lodges are useful for some activities like crafts and discussions, or at times during the meeting when Beavers would benefit from more individual attention.

Lodge Patch - Beavers are assigned a colour patch for their lodge to be attached to the right hand pocket of their uniform as a sign of identification and belonging.

River Banks - A formation used to organize Beavers quietly. Beavers stand side by side in two lines that are about three feet apart.

Tail Groups - Tail groups are indicated by Beavers wearing different colours of tails on their hats.

Tail - Magic Light Symbol - The magic light symbol is a silver streak down the centre of the White tail. Seven-year-olds (Busy Beavers) may change from a White Tail to a "Magic Tail" a few months prior to swim-up to Wolf Cubs.

Tail Slap - The action of clapping the hands behind the back.

WHAT DOES YOUR BEAVER NEED?

There is very little your child will have to bring, but these following items are essential:

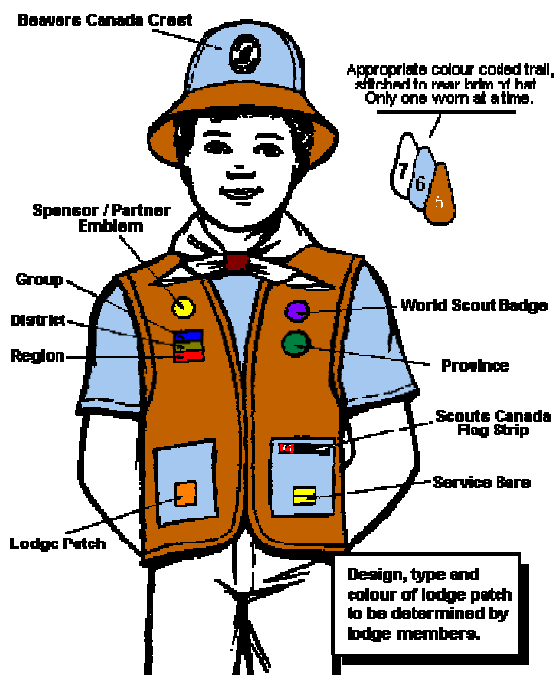
- ☺ A Beaver Bucket (4 litre ice cream pail with a lid, preferably with a handle)
- ☺ Indoor shoes (VERY IMPORTANT – especially in wet/cold weather)
- ☺ Listening ears
- ☺ Lots of energy

Your Beaver will also need a Beaver Vest and Hat. These can be bought at the local Scout Shop, or you might find someone selling second hand (ask the Leader for leads). It is not essential that they have this by the very first meeting, but it should be acquired before investiture. This usually happens around week six of the Program.





Beaver Uniform and Badges



Teach your Beaver to respect his/her uniform and wear it proudly.

After your child is invested, encourage him/her to wear the full uniform. These items, along with other related books and accessories, are available at the Scout Shop. Please note: When your Beaver is invested, he/she will receive a necker, woggle and all the required badges for his/her uniform.

Do keep in mind the scheduled events when dressing your child. Common sense dictates that if an outdoor event is planned in the winter, your child should be dressed appropriately. We recommend dressing in layers, with the necker tied around the outside sleeve of the winter coat (maybe secured with a safety pin or two, just to be safe).

Occasionally throughout the year unusual items are required to be brought from home. Your Leader will provide you with the necessary information. This is usually done in the form of a newsletter, which will be found in the folders at the sign in desk. Please make every attempt to comply with the Leaders' requests. Many times coming without the required item results in a Beaver not being able to carry out a craft/project with the rest of the Colony. It makes everyone feel badly. Again, the item can be sent to the meeting in the Beaver Bucket.

THE WEEKLY MEETING

ARRIVALS:

Beaver age children are *not* to travel under any circumstances to or from a meeting/activity on their own. Youth must arrive/depart with a legal/responsible adult/guardian. This is a Scouts Canada Policy and will be **STRICTLY** enforced at **ALL** meetings and events.



When you have been notified of the start time of the meeting, you are asked to try and have your child there no more than ten minutes prior to start time. This is so the Leaders can set up and make sure they have everything to run the meeting before the youth arrive. Beavers arriving at the same time as Leaders are asked to assist in set up ... this is something encouraged.

You are also asked to try and be on time. If you should arrive late for some reason, please check to see if the opening ceremony has started. If so, please give the ceremony the respect it deserves by waiting until it is completed before entering with your child.

When you arrive at Beavers every week, your Leaders will already be ready and waiting for you. Your child will need to be signed in. It is important to ensure your child is signed in, as we must have some way of keeping track of their arrival and departure. It also allows us to ensure the youth are accurately recognized for their participation in various activities.

You will also be required to sign your child out at the end of the meeting. In the event a child has not been signed in a Leader will be in touch with you before the meeting is out.

Once your child is signed in, he/she should then go into the gym and neatly place any outerwear in the appropriate spot. Once your child has the appropriate footwear on, he/she is welcome to join in the opening game that should be underway at this point

DURING THE MEETING:

You may recall having read earlier that Scouting is a Family oriented organization. During the meeting parents are not only welcome to stay, but are encouraged to do so whenever possible. You are required, however, to follow the following guidelines:



1. If you are in the gym during opening ceremonies, you are expected to participate. It is mandatory for all parents to attend closing ceremonies.
2. If you are going to stay for the entire meeting, plan to play. You will be expected to participate with the group. One of the main points of Beavers is to encourage participation from the children. It does not set a very good example for their parents to be there and not participate. Even if you don't like singing or playing games, there are probably leaders there that feel the same way. Not everyone has a perfect singing voice. In Beavers we say, "If you can sing – sing, if you can't – sing louder!" All the people in the program have their favourite things to do, and so do you. What makes it fun is when you do something that you would not normally do. That is what the children are encouraged to do, so you must set the example.
3. Getting the attention of Beaver aged children can be a daunting task. It is because of this you are asked to be relatively quiet once the meeting is underway if you are not going to participate. The Leaders are already in competition with the wonderful little things that children are capable of (and yes, they know that is what makes each one special). Having to compete with a chatting group of parents at the back of the room can be very difficult. If you must sit and chat, please do it outside the meeting room.
4. If you have chosen to participate, we ask you do not undermine the Leader's authority. It is well understood that it is your child in there, and this can be



difficult. Keep in mind that most of the Leaders also have, or have had, children in the program, so they will understand your predicament.

5. Sometimes little things like washroom or water breaks seem like a minor thing. Please do not take your child out as an individual. Breaks for these purposes are scheduled. One of the rules Beavers must learn is that no one is allowed to leave the meeting without a grown-up, and the Leaders must approve of this. If you are going to take one, you will be asked to take the rest. Control must be maintained, or the entire meeting will be lost to constant interruption. The Leaders try to be fair and reasonable with these requirements, so please defer to the leadership.


LEAVING THE MEETING:

Please arrive on time. Make sure you ask your child how he/she enjoyed the evening. Most times this is the perfect opportunity to inquire about any particular concerns you may have, or share any ideas you may have for future meetings. It is also the proper time to check for notices that may be sent home, and ensure they have all their uniform pieces tucked away safely.

If there is a fair amount of clean up to be done, any and all assistance to the Leadership will be appreciated. Remember, Leadership consists of volunteers, and they have families to get home to as well. You will find the Beavers usually compete for the opportunity to help put things away, as well. This is another activity we will encourage.

CEREMONIES

OPENING CEREMONY



The opening Ceremony is conducted by a leader at the beginning of every meeting. The Beavers take it most seriously and enter into it with their whole heart and lungs. It is a tangible start to the meeting's activities. All Kits and Eager Beavers, as well as any spectators, take part in the opening ceremony. To start the ceremony, a leader stands at the top of the pond next to Big Brown Beaver and calls, "River Banks." At this command, the Beavers form two lines (river formation), one line on each side of the "river", and

face inward. The group will then be told to face the flags and salute, and then recite the Beaver Promise. The leader then calls out, "Build a Dam." At this command, the Beavers join hands and go into dam formation by closing the ends of each bank to make a dam across the river. Beavers will then be asked to "Fill the Dam", which will require them to take one step backwards. The purpose of this is to ensure everyone has enough room to carry on. It is very important that you stress to your Beaver that this must be a "nice step", and it is not the time to be pulling or fooling around; that somebody could be hurt otherwise. On the Leader's signal, Beavers take the chopping position: feet on floor and body in crouching position, with elbows touching knees, forearms straight up and both hands in Beaver Salute (position representing paws on tree trunks). When the Beavers are in the chopping position, the leader asks, "Who are we and what do we do?" As loudly as they can, the Beavers reply: "Beavers, Beavers, Beavers, Sharing, Sharing, Sharing" Immediately after saying this in unison, the Beavers call, "Ooo-oo-OO!", and at the same time leap up to do a Tail Slap (clap hands behind back). They are imitating the swishing sound of the water as the beavers swim from the bottom of the pond to break the surface.





CLOSING CEREMONY

A leader conducts this ceremony and all other leaders join the Beavers during the ceremony. The ceremony marks the conclusion of every meeting and all Kits and Eager Beavers take part. Announcements are usually made, which is the reason parents must participate in the activity. As in the opening ceremony, the closing ceremony begins with the leader standing in the centre of the hall next to Big Brown Beaver and calling out, "River Banks", followed by "Build the Dam", so that the Beavers end in dam formation. The leader says the sleepy sound, "Sh, sh, sh, sh, sh, sh". Once all the Beavers are quiet, in unison they clap their hands together and place them to the side of the face. At this time, all slowly sink to the floor into the Beaver position (seated cross-legged). As the Beavers go down, softly calling out, "*Sleeping, Sleeping, Sleeping*", until all Beavers are sitting cross-legged on the floor. The leader then quiets the group with another sleepy sound, "Sh, sh, sh, sh, sh, sh". At this point any final announcements and reminders are made. The leader will begin Beaver Vespers (*Softly falls the light of day, As our campfire fades away. Silently each Beaver asks, Have I done my daily task? Did I tend the world with care, Remembering to smile and share? Beavers turn to God in prayer, Knowing He will always care.*), with the rest of the group joining in. The Leader will then raise the right arm above the head, and Beavers follow the action. An arc is made to one side while saying, "*God bless the Beavers on my left,*". The arm action is repeated with the opposite arm while saying, "*God bless the Beavers on my right,*". Then both arms make a circle while saying, "*God bless the Beavers in the whole wide world!*". A single arm is then raised above the head again, with the palms of their hands, both leader and the Beavers make one resounding slap (Grand Tail Slap) on the floor in front of themselves. The leader calls out, "Good night and busy building!". The Beavers reply, "Good night, happy building!".

INVESTITURE CEREMONY

When a child joins Beavers, he/she is a Kit, the term used to describe a young beaver. Kits are placed in a lodge as soon as they attend a Beaver meeting, and they may wear the Beaver hat and vest, but not the neckerchief (necker). To become a Beaver, a Kit must know and/or understand the Beaver Promise, Law, Motto, and Salute, as well as the opening and closing ceremonies. Parents/Guardians are required to participate in the investiture ceremony. They are asked to stand behind their child when the Beavers receive their necker. This is an important event in the life of a Beaver -
- it is even more special if the Beaver's parents/guardians are present and included in the ceremony. If, for some reason, a parent/guardian or other member of the family is unable to attend, a leader will act as a fill-in. If pictures are desired, a Leader is more than willing to push a camera button.



TAIL CEREMONY

Each Beaver wears a "tail" on the back of his/her cap, as described earlier. The Tail Ceremony is usually the first award ceremony of the year, taking place normally by the second meeting. Beavers are awarded their appropriate tail based on their age. In January a "Magic Light Tail Ceremony" takes place for the white tails. This new tail will mark them as Beavers advancing into Cubs.

SWIM UP CEREMONY

Beginning in February, Magic Light Beavers will spend a few meetings with the Wolf Cubs to become immersed in their ways. Some time in March or April, the Beavers swim up the riverbanks, and cross into the Wolf Pack.



HOW SCOUTS CANADA “SELECTS” LEADERS

Scouts Canada knows the importance of selecting the right volunteer to lead activities for your children. That’s why leaders undergo a detailed selection and training process. This process includes:

- an interview
- personal reference checks
- a Police Record Check
- an orientation and probation period
- initial training and mentoring
- ongoing training and evaluation

WHY VOLUNTEER??????????

In every organization you are involved in these days the running theme seems to be the need for volunteers. This is true in a very large way for Scouting as well. All your Beaver Leaders are volunteers, but they cannot do the whole job. Your help is needed. We are always on the lookout for people who are willing to help at any level of the program. People are needed not only for Leadership, but also for fundraising, running the executive, chaperoning field trips, assisting with special events, and many, many other activities. If you are interested in helping out at any level, please make sure your Leadership knows it.



Aside from this, we cannot stress how important it is to your child to have you involved in his/her activities. Not only can it be fulfilling to you, but you may discover some hidden talents of your own. The first excuse the Leaders hear from parents is, “My child acts up when I am here”. I agree that this is often the case. Truthfully, though, this can be solved by reminding your child that you are there to help, but the Leader is the one in charge. Many children that act out when the parents first show up tend to settle when they have been there a couple of times. And I have yet to meet the child that is not thrilled to have had either Mom or Dad at the meeting.

ARE THERE OTHER FORMS OF VOLUNTEERING THAT WILL BE EXPECTED OF ME?

The answer to that is a resounding YES! There are many different ways in which you will be expected to help out. These range from helping out at meetings, driving and chaperoning field trips, sleeping on the floor at sleep-overs, to assisting with any fundraisers. However you should be reminded that Leadership is limited in numbers, and they are already volunteering a minimum 3 hours per week just to meetings (planning, preparing, running, cleaning up after, etc). Leaders have had to cancel field trips due to lack of drivers/chaperones. Sleep-overs have been cancelled due to lack of volunteers. You may also be asked to occasionally provide a snack/treat for the Colony. Your best bet is to bring something your Beaver likes, thus ensuring there is something he/she can/will eat.

THERE ARE ALSO COMMITMENTS TO BE FOUND AT THE GROUP LEVEL. The Beaver Colony, as are all sections of the Group, are expected to participate in various fundraisers as decided upon by the Group Committee. There are ceremonial events which will require the participation of the Beaver Colony. There are only a few, but they are important nonetheless (Remembrance Day, Baden Powell Banquet, and any “special” holiday events like a



Christmas or Year End Banquet or Camp that might be planned). Should your participation for any event be required, you will be notified by your Leadership team. Rest assured you will also be in the company of many Leaders and Group Committee members, working along side of you to ensure program quality for the youth.

OH, NO! DISCIPLINE!!



On the off chance that one or another of the Beavers should happen to do something unacceptable during a meeting or on an outing, the Leadership will deal with it in the best possible way at that time. In order to keep the program fun and safe for all involved a certain degree of discipline and control must be maintained at all times.

In Beavers, positive reinforcement is encouraged at all times. When the situation warrants action, a Leader will sit down with the Youth involved and try and work on a solution jointly. Most children are willing to come up with a fair way of resolving a situation when given the chance. However there are times when the situation could prove to be beyond the ability of the youth involved, then Leadership must figure out what happened and rectify the situation.

It is also requested that if something is bothering your child before coming to a meeting the Leadership Team be informed upon arrival. Sometimes that can make all the difference in how a meeting proceeds.

If a child just does not seem to be able to move beyond whatever the cause of the incident, and continues to distract the group, further actions will have to be taken. The same goes for a child that continues to cause incidents to occur. Usually this is in the form of a time out. It is not meant to be a punishment so much as an opportunity for both the Beaver and the Leaders to collect their emotions and make a fresh start. When your child has been put in a time out, rest assured it will be short and he/she will not be left alone or unsupervised, and it will be reinforced with encouragement. We like our Beavers to understand that although their behaviour may be disapproved of, they are still cared for. During the course of the meeting good behaviour will be remarked upon, and there will be no concentration on poor behaviour.

Should a child becoming a constant concern with Leaders in regards to disruptive behaviour, it would then become a point of getting together with the parents of that child to try and work on a solution. Past experience has found the child that is hardest to deal with is usually the one that needs the program the most. Keeping that in mind, it is also necessary to point out that one child cannot be allowed to constantly spoil the program for the rest of the Colony.

It is hoped you keep that in mind when the Leaders, who are always learning, make mistakes. Your input into the program is welcomed at any time. You are asked, however, if you do notice a problem along the way, to meet with the Leadership not only with the problem, but a possible solution as well. Being involved as a parent is the best way you have of ensuring your child gets the most of his/her time in Scouting. After all, Beavers is just the first step in what can turn out to be a life long journey.



STANDARD BEAVER KIT LIST FOR SLEEPOVERS

THE MUST ITEMS:

Sleeping bag, or blankets and a sheet
Pillow
Foamy, mattress or cot (a mattress or cot must be set up by the parent)
One change of clothing per day of outing
One extra change of clothing (if outdoors or outdoor activities are planned)
Two additional pairs of sock and underwear (if outdoors or outdoor activities are planned)
Two sets of pyjamas
Toothbrush and toothpaste
Washcloth and soap (in a container or baggie), small towel
Clothing appropriate for the weather (i.e. snow or rain boots, rain coat, snow suit)
One warm sweatshirt or sweater
Jacket (if outdoors or outdoor activities are planned)
Hat, mitts/gloves, scarf (if outdoors or outdoor activities are planned)
Plate, bowl, cup, mug, knife, fork, spoon (**standard at ALL events with food**)

YOUR CHILD MAY WISH TO BRING THE FOLLOWING:

Sleeping Buddy (teddy or other stuffy, blanky)
Flashlight
Book(s)

SEND ALL ITEMS IN A STURDY BAG such as a back pack or sport bag, and packed so your Beaver can carry his/her own kit
– **NO GARBAGE BAGS** AS THEY TEND TO GET THROWN OUT

MAKE SURE ALL ITEMS ARE **LABELED CLEARLY**

DO NOT SEND FOOD OR DRINKS UNLESS SPECIFICALLY REQUESTED BY THE LEADERS

GUM, CANDY, CHIPS AND POP ARE PROHIBITED FOR MOST EVENTS

DO NOT SEND ANY GAMES OR TOYS UNLESS SPECIFICALLY REQUESTED BY THE LEADERS

ELECTRONIC GAMES ARE PROHIBITED AT ALL TIMES

BEAVERS ARE RESPONSIBLE FOR THEIR OWN KIT AT ALL CAMPING ACTIVITIES. ENSURE YOUR BEAVER ASSISTS WITH THE PACKING OF KIT AT HOME SO THAT HE/SHE IS ABLE TO FIND IT AT CAMP!!!!



At the end of all camping activities, parents are to check with Leadership for "lost" items. Any items left behind after an event will not be kept.



YOU CAN HELP US CRAFT!!

SOME ITEMS YOU MAY BE REQUESTED TO SUPPLY:

Bags (plastic and paper)	Buttons
Beads	Bottle Caps (well washed & dried please)
Bits of ribbon & lace	Bread Wrappers (plastic clips)
Calendars	Greeting Cards
Cardboard Rolls (all sizes)	Cloth Scraps
Cotton Batting	Confetti
Crepe Paper	Corks
Cones (as in pine)	Clothes Pins
Coat Hangars	Corrugated Paper
Drinking Straws	Egg Cartons (well washed & dried please)
Embroidery Thread	Feathers
Pieces of Fun Fur	Glitter
Jewellery (not the good stuff)	Linoleum
Pasta Shapes	Magazines
Marbles	Milk Cartons (well washed & dried please)
Nails	Nylon Thread
Netting	Paint Brushes (any size, but clean and useable)
Paper Doilies	Paper Cups
Pipe Cleaners	Plastics
Popsicle Sticks (clean please)	Paper Plates
Ribbon	Ric Rac
Rope	Screen (wire or plastic)
Sponges	Styrofoam Plates (well washed & dried please)
Sequins	Shells
Stamps	String
Toothpicks	Tongue Depressors
Tin Foil	Tile
Tinsel	Tissue Paper
Toothbrushes (old, but clean)	Tin Cans (well washed & dried, no sharp edges)
Wallpaper Samples	Wire
Wooden Scraps	Wrapping Paper
Yarn	Odd Socks (well washed & dried please)

And Let's Not Forget The Most Important Thing:

Any and all ideas you may have and wish to share!

*IF A CRAFT IN THE NOTICE SAYS WEAR PLAY CLOTHES,
IT MEANS PERMANENT PAINT, PAPER MACHE, OR
SOMETHING MUDDY OR REALLY ICKY.*





GROUP INFORMATION FORM

Welcome to 60th Winnipeg Scout Group. Our Beaver Colony meets every Wednesday night at 6:30 pm. Parents will be notified of any changes in this schedule in our monthly calendars and/or notices.

PICK-UP/DROP OFF TIMES – Beavers must be signed in and out of every meeting by a parent/legal guardian. Please arrive with your Beaver at the meeting hall no earlier than 6:20 pm, and pick him/her up at 7:30 pm. Parents' cooperation with these rules is greatly appreciated. These rules will apply unless parents have been advised otherwise. Please bring your child right inside the meeting space to ensure that leaders are present. When picking your child up, once again please come inside the meeting space. If someone else will be picking up your child, please notify the leader at the door of who it will be.

The **LEADERS** in this group are:

NAME	PROGRAM NAME	ADDRESS	PHONE NUMBER	E-MAIL
Joanne Spence	Rainbow	30 Fitzgerald Cr	290-4176	Beavers-60th@hotmail.com
Ken Barr	Ringtail	90 Cullen	837-3914	kenbarr@mts.net
Cassy Clouter	Bubbles	434 Airforce Way	283-3464	
Greg Moore	Malak	5868 Betsworth Ave	227-5098	
Jason Spencer	Hawkeye	51 Scotswood Dr	885-4927	

While you can contact any of the leaders with questions or requests for further information, your initial call should be to Joanne Spence.

This group is **SPONSORED BY** The Charleswood Legion Br #100 and managed on their behalf by a **GROUP COMMITTEE**, made up of parents, a representative of the Leadership body, and other interested adults from the community.

The Group Committee is responsible for:

- selecting appropriate leaders to work with your child,
- approving the program planned by the leaders,
- ensuring that the necessary resources are available for the leaders to conduct the program (materials, training, transportation and money).

The Group Committee chairperson for our group is: Colin Kyle and he may be reached at 837-4238 should you be interested in helping out or have any questions about the program.

The **REGISTRATION FEE** that you have paid for your child to join is typically distributed between the group and various Councils of Scouts Canada. This fee enables the various levels to develop program resources, provide training and support for the leaders, and provide insurance coverage for all registered members. In addition, we collect "**DUES**" from each child. This money is used to provide craft materials and miscellaneous supplies for the children. From time to time, we will go on various outings and visits (at least once per month), and these may also require additional fees. Parents will be advised of these opportunities well in advance through notices and/or monthly calendars.